



ICJ Annual Report FY 2012



INTERSTATE COMMISSION FOR JUVENILES

Serving Juveniles While Protecting Communities



Mission Statement:

The Interstate Commission for Juveniles, the governing body of the Interstate Compact for Juveniles, through means of joint and cooperative action among the compacting states, preserves child welfare and promotes public safety interests of citizens, including victims of juvenile offenders, by providing enhanced accountability, enforcement, visibility, and communication in the return of juveniles who have left their state of residence without permission and in the cooperative supervision of delinquent juveniles who travel or relocate across state lines.

Vision Statement:

The Interstate Commission for Juveniles will promote public safety, victims' rights, and juvenile accountability that is balanced with safeguarding those juveniles.

Letter from the Chair



Terry L. Clark (PA), Chair



*Summer Foxworth (CO),
Vice Chair*



*Philip Cox (OR),
Treasurer*

Reflecting on the past year, I would like to thank the Commission members who positioned this organization to advance despite tough economic times. The dedicated service of our committees, regions, and national office exemplify the commitment of the Commission to ensure juveniles receive compact services and states receive valuable support and assistance. By accomplishing bold initiatives in fiscal year 2012, the Commission set the foundation for a successful future.

Out of this year's many achievements, I am especially proud of the memorandum of understanding ratified between the Interstate Commission for Juveniles and the Association of Administrators for the Interstate Compact on the Placement of Children (AAICPC). With our colleagues at AAICPC, the joint workgroup is developing tools and guidelines that are instrumental in clarifying how to handle cases of mutual concern.

The Commission is also taking steps to ensure our stability and continuity by implementing the Juvenile Interstate Data System (JIDS). The launch of this system will enable states to better serve their populations and fulfill our mission to promote public safety, victims' rights, and juvenile accountability that is balanced with their safeguarding.

We believe the Commission is strengthened by our ex officios' contributions and look forward to working with our newest member, the Conference of Chief Justices (CCJ). This year, ICJ participated in a number of outreach opportunities with ex officio members such as the American Probation and Parole Association, Interstate Commission for Adult Offenders, and the National Conference of Juvenile and Family Court Judges.

The Commission responded to states' pressing issues by distributing advisory opinions in the areas of non-adjudicated juveniles held in secure detention, HIPAA regulations, as well as detention and supervision fees. The remembrances of compact office personnel and the Commission's maturation sparked new policies for posthumous recognition, record retention, and disposing of assets. With the anticipation of JIDS, the Commission also authorized a privacy policy and user agreement.

I am confident the changes and accomplishments of the past year, along with the hard work of the membership, will result in an organization that continues to be a leader in the field of juvenile justice. The Commission takes pride in these achievements while remaining steadfast to its mission. I am grateful to the membership for electing me to serve another term as your chair.

AAICPC ICJ MOU Workgroup Report

ICJ Co-Chair: Rose Ann Bisch (MN)
Judy Miller (AR)
Maria Genca (CT)
Michael Umpierre (DC)
Alicia Ehlers (ID)
Michael Reddish (NE)
Dawne Gannon (SC)
Terry L. Clark (PA), Ex Officio

AAICPC Co-Chair: Thomas Brinton (IL)
Rosalind Hyde (CA)
Caryl Jefferson (FL)
Sharon F. Curry (MA)
Shannon Foster (NV)
Jason McCrea (PA)
Cheri Stewart (TN)
Gina Gelnett (TX)
Stephen Pennypacker (FL), Ex Officio
Carla Fults (DC), Ex Officio

Meetings

- Held the 2011 Annual Business Meeting in Norfolk, Virginia
- Conducted one site visit for the 2013 Annual Business Meeting
- Organized and hosted the Executive Committee face-to-face meetings in Lexington, Kentucky, and Norfolk, Virginia
- Organized and hosted the Rules Committee face-to-face meeting in Lexington, Kentucky
- Organized and hosted two face-to-face meetings for JIDS in Lexington, Kentucky
- Hosted 71 committee and region teleconference meetings

The MOU workgroup finalized a memorandum of understanding between ICJ and AAICPC, establishing a foundation upon which the ICJ and AAICPC could continue working together. The workgroup is working to clarify the role and scope of both compacts and identify specific cases of possible overlap where collaboration between the two compacts could be improved.

The workgroup has fourteen voting members: seven from ICJ and seven from ICPC. In addition to the voting members, there are several very active ex officios and guests who participate in discussions.

The MOU was approved at the 2011 ICJ Annual Business Meeting in October and the 2012 AAICPC Annual Meeting in May. The workgroup continues to develop guidelines to assist states with cases where both compacts could potentially be involved. These three areas include: residential placements, runaways, and family settings. The MOU workgroup is preparing a manual that includes guidelines, best practices, and case scenarios, to assist both compacts as they work together. Moving forward, the ICPC and ICJ are committed to communication, cooperation, and collaboration.

Compliance Committee Report

Dale Dodd (NM) Commissioner, Chair
Barbara Murray (AK) Commissioner
Summer Foxworth (CO) Commissioner
Sharon Harrigfeld (ID) Commissioner
Alicia Ehlers (ID) Designee
Jane Seigel (IN) Commissioner
Angela Bridgewater (LA) Commissioner
Mark Boger (ME) Commissioner
Rose Ann Bisch (MN) Commissioner

Cindy McKenzie (MT) Commissioner
Gloria Soja (MT) Designee
Anne Connor (NV) Commissioner
Molli Davis (NV) Designee
Nancy Allard (SC) Commissioner
Mark Gooch (VA) Commissioner
Letta Porter Jones (VA) Designee
Michael Lacy (WV) Commissioner
Randall Wagner (WV) Designee

During the 2011 fiscal year, the Compliance Committee met on two occasions to address member states in default. On November 10, 2010, the Committee found four states in non-compliance for failure to pay dues. As a result, California, Illinois, Massachusetts and Oklahoma received default letters from Rick Masters, General Counsel to the Commission. Within thirty days of receiving the default letters, all four states remitted their dues payment and the Committee took no further action.

On February 23, 2011, the Committee met to discuss another dues payment delinquency. Prior to issuing a default letter, the Virgin Islands paid their dues. Additionally, the ICJ Executive Director received three requests for dispute resolution per Rule 8-101. Two disputes were resolved before going to the Compliance Committee: Texas v. Oklahoma and Kentucky v. Maryland. The third, California v. Oklahoma, was also resolved prior to Compliance Committee involvement due to numerous communications between state officials.

Information Technology Committee Report

Chair: Traci Marchand (NC), Commissioner
 Bob Takeshta (CA), Commissioner
 Paul Gibson (KY), Commissioner
 Sherry Jones (MD), Commissioner
 Fred White (MA), Designee
 Anne Connor (NV), Commissioner
 Dale Dodd (NM), Commissioner
 Robyn Peterson (OH), Commissioner

Donna Bonner (TX), Commissioner
 Don Jones (WA), Commissioner
 Shelley Hagan (WI), Commissioner
 Michael Farmer (CA), Ex Officio
 Alicia Ehlers (ID), Ex Officio
 John Gusz (NJ), Ex Officio
 Jason McCrea (PA), Ex Officio

The Interstate Commission for Juveniles contracted with InStream, Inc., in January 2012 to develop and implement a nationwide database to track supervision referrals for juvenile offenders and the return of runaway juveniles. The Juvenile Interstate Data System (JIDS) will launch in the fall of 2012, enabling the 49 member states and two territories that constitute the Interstate Compact for Juveniles (ICJ) to manage workflow and communications, as well as provide consistent services to juveniles. JIDS lets users generate ICJ forms, contact compact offices with information requests, and track juvenile returns and supervision cases.

JIDS allows data to be accessed and reports compiled by local offices or at the national level. JIDS' implementation furthers the mission of the compact by promoting public safety interests through the effective tracking and supervision of juveniles. It also enables the uniform collection of data pertaining to juveniles subject to the compact.

“The Juvenile Interstate Data System (JIDS) will launch in the fall of 2012, enabling the 49 member states and two territories that constitute the Interstate Compact for Juveniles (ICJ) to manage workflow and communications, as well as provide consistent services to juveniles.”

Website Statistics in Fiscal Year 2012	
Total number of visits	38,790
Average visits per day	106
Total page Views	177,457
Total number of visits by a mobile devices	526
Total number of registered users	4,468
Total number of unique visitors	15,383

Advisory Opinions Published in Fiscal Year 2012

- 04–2011 Released October 24, 2011: Non-adjudicated juveniles held in secure detention for a failed placement
- 01–2012 Released January 26, 2012: Whether Health Insurance Portability and Accountability Act (HIPAA) exemption applies to transfers and returns of juveniles between non-member states
- 02–2012 Released April 10, 2012: Detention and supervision fees associated with new charges



“The Rules Committee’s goal remains to research and prepare rules that provide for public safety and to develop compact procedures for ICJ offices.”

Rules Committee Report

Chair: Gary Hartman (WY), Commissioner
Barbara Murray (AK), Commissioner
Judy Miller (AR), Designee
Summer Foxworth (CO), Commissioner
Karen Triolo (DE), Commissioner
Damian Seymour (DE), Designee
Sharon Harrigfeld (ID), Commissioner
Alicia Ehlers (ID), Designee
Billie Greer (IL), Designee
Julie Hawkins (MO), Commissioner
Philip Cox (OR), Commissioner
Carol Gillespie (OR), Designee
Mark Gooch (VA), Commissioner
Letta Porter-Jones (VA), Designee
Don Jones (WA), Commissioner
Mike Lacy (WV), Commissioner
Randall Wagner (WV), Designee
John Gusz (NJ), Ex Officio
Steve Jett (ID), Ex Officio
Richard L. Masters (KY), General Counsel

In fiscal year 2012, the Rules Committee held nine telephone conferences and one face-to-face meeting that produced amendments to rules, definitions, and forms. The committee was mindful of the effect of rule changes upon the new Juvenile Interstate Data System. The proposed amendments to rules that govern and support the compact were needed for clarification and simplification. A significant portion of the Rules Committee’s time was spent on Rule 4–103, Transfer of Juvenile Sex Offenders.

The Rules Committee will bring these amendments and proposals to the 2012 Annual Business Meeting. They include modifications for clarity and consistency, as well as consolidating Rules with similar processes. The Rules Committee’s goal remains to research and prepare rules that provide for public safety and to develop compact procedures for ICJ offices.

National Office Staff

Ashley H. Lippert
Executive Director
859.721.1062
alippert@juvenilecompact.org

Emma Davis Goode
Administrative and Logistics
Coordinator
859.721.1062
egoode@juvenilecompact.org

Jack Branum
Project Manager
859.721.1061
jbranum@juvenilecompact.org

Training, Education and Public Relations Committee Report

Chair: Jean Hall (FL), Commissioner
 Patrick Pendergast (AL), Designee
 Billie Greer (IL), Designee
 Cindy McKenzie (MT), Commissioner
 Gloria Soja (MT), Designee
 Kari Rumbaugh (NE), Commissioner
 Traci Marchand (NC), Commissioner
 Sherry Bolden-Rivers (TN), Commissioner
 Maria Genca (CT), Ex Officio
 Robert Mercado (NJ), Ex Officio
 Jason McCrea (PA), Ex Officio
 Trudy Gregorie (DC), Ex Officio
 Sally Holewa (ND), Ex Officio
 Maureen Blaha (IL), Ex Officio

In its third year, the Training, Education, and Public Relations Committee revised the “Quick Reference Guide,” “Bench Book,” and training curricula to reflect changes to the rules adopted during the 2011 Annual Business Meeting. In January 2012, the committee approved a curriculum to train compact office staff on the rule amendments.

In March 2012, the committee posted a recording of a live rules training led by ICJ national trainer Traci Marchand. National trainers led 12 live rules-training sessions via WebEx. The committee also approved several technical and training assistance requests along with five on-demand training courses. In June 2012, the committee made available the following on-demand training modules: 1) Introduction to the ICJ Rules and Eligibility, 2) Transfer of Supervision, 3) Supervision in the Receiving State, 4) Return of Juveniles, and 5) Legal Issues.

The national office is working with the committee to develop three training sessions for the 2012 Annual Business Meeting. Those sessions will include the AAICPC/ICJ Memorandum of Understanding, JIDS training, and training on transferring juvenile sex offenders..

“ In January 2012, the committee approved a curriculum to train compact office staff on the rule amendments. ”

Fiscal Year 2012 Training Statistics

Represented ICJ at the annual conferences and meetings of the Interstate Commission for Adult Offenders, American Probation and Parole Association, National Partnership for Juvenile Services, and the Interstate Compact on the Placement of Children

Total number of individuals trained	1,850
Total number of training sessions conducted	56
Total number of individuals training via online recording	342
Total number of on-demand courses completed the first week of launch	90

Finance Committee Report

Article VII, Finance, Section D

The Interstate Commission shall keep accurate accounts of all receipts and disbursements. The receipts and disbursements of the Interstate Commission shall be subject to the audit and accounting procedures established under its by-laws. However, all receipts and disbursements of funds handled by the Interstate Commission shall be audited yearly by a certified or licensed public accountant and the report of the audit shall be included in and become part of the annual report of the Interstate Commission.

Chair: Lisa Bjergaard (ND), Commissioner
 Treasurer: Philip Cox (OR), Commissioner
 Damian Seymour (DE), Designee
 Sharon Harrigfeld (ID), Commissioner
 Alicia Ehlers (ID), Designee
 Thomas Southard (IA), Commissioner
 Gerry Prine (IA), Designee
 Paul Gibson (KY), Commissioner
 Pat Welcome (VI), Commissioner
 Shelley Hagan (WI), Commissioner
 Chris Newlin (AL), Ex Officio

The Finance Committee is responsible for presenting and recommending a budget for approval by the full Commission for the upcoming fiscal year and monitoring the current year's budget. Finance Committee activities include periodic reviews of financial practices, formulation and presentation of recommendations for committees or the full Commission upon request or as appropriate, oversight of revenue collection, and regular review of expenditures.

The fiscal year 2012 budget was forecast using revenue projections based on 48 participating states and territories. The fiscal year ended with 51 member states and territories. In October 2011, the Commission adopted the fiscal year 2013 budget at its annual meeting in Norfolk, Virginia.

The national office continues to be a careful steward of the Commission's finances and is diligent in its efforts to maximize the efficiency of the Commission's operations. The Finance Committee operates under a twofold mission: to be vigilant about good stewardship practices in economic uncertainty and to continue to build a reserve fund, allowing the Commission to carry out its goals. A primary goal is to fund the development of the Juvenile Interstate Data System (JIDS), which is scheduled for national rollout in fiscal year 2013.

In fiscal year 2012, the Commission realized the following accomplishments:

- Elected a new treasurer;
- Saved \$57,500 by delaying the replacement of a staff position;
- Did not access reserves to pay for JIDS;
- Finished the fiscal year 30 percent under budget;
- And, in accordance with the Council of State Governments recommendations, the Commission maintained a reserve fund; the current balance of which is \$841,829.40.

Budget	FY2011	FY2012	FY2013
Revenue	\$843,036.66	\$946,288.40	\$945,000.00
Expenses	\$625,002.32	\$578,764.75	\$824,952.82
Balance	\$218,034.34	\$367,523.65	\$120,047.18



Blue & Co., LLC • 201 East Main Street, Suite 1100 • Lexington, KY 40502
 Phone 252.254.3100 • Fax 252.254.4454 • www.blueandco.com

REPORT OF INDEPENDENT AUDITORS

To the Governing Board
 The Council of State Governments
 Lexington, Kentucky

We have audited the accompanying statement of financial position of The Council of State Governments (a nonprofit organization, the Council) as of June 30, 2011 and 2010, and the related statements of activities and changes in net assets and cash flows for the years then ended. These financial statements are the responsibility of the Council's management. Our responsibility is to express an opinion on these financial statements based on our audits.

We conducted our audits in accordance with auditing standards generally accepted in the United States of America and the standards applicable to financial audits contained in *Government Auditing Standards*, issued by the Comptroller General of the United States. Those standards require that we plan and perform the audits to obtain reasonable assurance about whether the financial statements are free of material misstatement. An audit includes examining, on a test basis, evidence supporting the amounts and disclosures in the financial statements. An audit also includes assessing the accounting principles used and significant estimates made by management, as well as evaluating the overall financial statement presentation. We believe that our audits provide a reasonable basis for our opinion.

In our opinion, the financial statements referred to above present fairly, in all material respects, the financial position of the Council as of June 30, 2011 and 2010 and the results of its operations, its changes in net assets and its cash flows for the years then ended in conformity with accounting principles generally accepted in the United States of America.

In accordance with *Government Auditing Standards*, we have also issued our report dated November 2, 2011 on our consideration of the Council's internal control over financial reporting and on our tests of its compliance with certain provisions of laws, regulations, contracts, and grant agreements and other matters. The purpose of that report is to describe the scope of our testing of internal control over financial reporting and compliance and the results of that testing, and not to provide an opinion on the internal control over financial reporting or on compliance. That report is an integral part of an audit performed in accordance with *Government Auditing Standards* and should be considered in assessing the results of our audit.

Our audits were conducted for the purpose of forming an opinion on the basic financial statements. The supplementary information as listed in the table of contents is presented for purposes of additional analysis and is not a required part of the financial statements. The schedule of expenditures of federal awards is presented for purposes of additional analysis as required by U.S. Office of Management and Budget Circular A-133, *Audits of States, Local Governments, and Non-Profit Organizations*, and is not a required part of the basic financial statements. Such information is the responsibility of management and was derived from and relates directly to the underlying accounting and other records used to prepare the financial statements. The information has been subjected to the auditing procedures applied in the audit of the basic financial statements and certain additional procedures, including comparing and reconciling such information directly to the underlying accounting and other records used to prepare the financial statements or to the financial statements themselves, and other additional procedures in accordance with auditing standards generally accepted in the United States of America. In our opinion, the information is fairly stated in all material respects in relation to the basic financial statements as a whole.

Blue & Co., LLC

November 2, 2011



Regional Report

South Regional Representative and Regional Representative Chair: Judy Miller (AR)
East Regional Representative: Mark Boger (ME)
Midwest Regional Representative: Rose Ann Bisch (MN)
West Regional Representative: Summer Foxworth (CO)

The regional representatives meet periodically throughout the year about matters going before the regions. They also serve as the Nominating Committee for the Commission.

The ICJ regions consider numerous topics and issues throughout the year. Their discussions may result in the issuance of legal advisory opinions, surveys, or rule amendments, which in fiscal year 2012 included the following:

- Handling cases with non-member states: Georgia and Puerto Rico;
- Applicability of the HIPAA exemption when dealing with non-member states;
- Forming state councils;
- Proposed rule amendments;
- The AAICPC/ICJ MOU;
- JIDS development and implementation;
- National office updates;
- And, region-specific issues:
 - Time allotted to extradite juveniles over 18 held in adult facilities,
 - California classifying all cases as probation,
 - Emailing referral packets,
 - State legislative and personnel changes,
 - And, amending the ICJ dues structure for smaller jurisdictions.

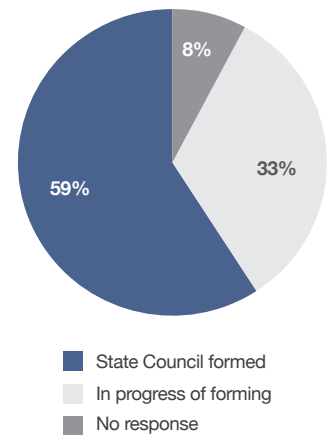
Ex-Officio Members

American Parole and Probation Association (APPA)
Association of Administrators of the Interstate Compact on the Placement of Children (AAICPC)
Association of Juvenile Compact Administrators (AJCA)
Council of Juvenile Correctional Administrators (CJCA)
Conference of Chief Justices (CCJ)
Conference of State Court Administrators (COSCA)
International Association of Chiefs of Police (IACP)
Interstate Compact for Adult Offender Supervision (ICAOS)
National Association of Attorneys General (NAAG)
National Children's Advocacy Center (NCAC)
National Conference of State Legislatures (NCSL)
National Council of Juvenile and Family Court Judges (NCJFCJ)
National Center for Victims of Crime (NCVC)
National Juvenile Detention Association (NJDA)
National Runaway Switchboard (NRS)
National Sheriffs' Association (NSA)

Rule Amendments effective in Fiscal Year 2012

- Rule 1–101: Definitions
 - “Adjudication” amended, effective March 1, 2012, “Appropriate Authority” adopted, effective March 1, 2012, “Commitment” amended, effective March 1, 2012, “Detainer” amended, effective March 1, 2012, “Hearing” amended, effective March 1, 2012, “Holding State” amended, effective March 1, 2012, “Petition” amended, effective March 1, 2012, “Requisition” amended, effective March 1, 2012, “Residence” amended, effective March 1, 2012, “Sex Offender” amended, effective March 1, 2012, “Status Offense” amended, effective March 1, 2012, “Supervision” amended, effective March 1, 2012, “Termination” amended, effective March 1, 2012, “Voluntary Return” amended, effective March 1, 2012
- Rule 2–102: Data Collection amended, effective March 1, 2012
- Rule 3–101: Approved Forms amended, effective March 1, 2012
- Rule 3–102: Optional Forms amended, effective March 1, 2012
- Rule 4–101: Processing Referrals amended, effective March 1, 2012
- Rule 4–102: Sending and Receiving Referrals amended, effective March 1, 2012
- Rule 4–103: Transfer of Supervision Procedures for Juvenile Sex Offenders amended, effective March 1, 2012
- Rule 4–104: Supervision/Services Requirement amended, effective March 1, 2012
- Rule 4–106: Closure of Cases amended, effective March 1, 2012
- Rule 4–107: Victim Notification amended, effective March 1, 2012
- Rule 5–101: Authority to Accept/Deny Supervision amended, effective March 1, 2012
- Rule 5–102: Travel Permits amended, effective March 1, 2012
- Rule 6–101 Release of Runaways to Parent or Legal Guardian amended, effective March 1, 2012; amended April 18, 2012, effective May 30, 2012
- Rule 6–103: Non-voluntary Return of Out-of-state Juveniles amended, effective March 1, 2012
- Rule 6–104: Return of Juveniles Whose Placement Has Failed amended, effective March 1, 2012
- Rule 6–111: Airport Supervision amended, effective March 1, 2012
- Rule 6–112: Provision of Emergency Services rescinded, effective March 1, 2012
- Rule 6–110: Transportation amended | Effective January 1, 2011
- Rule 6–111: Airport Supervision clerically amended | Effective February 4, 2011
- Rule 7–101: Adoption of Rules and Amendments amended | Effective January 1, 2011
- Rule 9–101: Transition Rule amended | Effective September 15, 2010 (Expired June 30, 2011)

2011 State Council Update



Annual Statistics Report

Policy and Administration

- Adopted a posthumous resolution policy
- Adopted a record-retention policy
- Adopted a disposal of assets policy
- Sent out 58 newsletters
- Published three advisory opinions
- Published an age matrix
- Invited the Conference of Chief Justices to join the Commission as an ex officio member
- Entered a memorandum of understanding with the Association of Administrators of the Interstate Compact on the Placement of Children

These charts reflect the interstate movement of juveniles for fiscal year 2012. The first chart details the return of runaways, escapees, absconders, and juveniles charged delinquent. It includes the number of juveniles coming in (“From Other States Returned”) along with the number of juveniles sent back to the home/demanding state (“From Your State Returned”).

For fiscal year 2012, states reported a total of 2,407 runaways, escapees, absconders, and juveniles charged delinquent returned to the home/demanding state, with 2,881 from other states being returned. In addition, 252 airport supervision requests were met in fiscal year 2012.

The second chart illustrates the movement of juveniles under supervision. Specified by probation or parole and incoming or outgoing, member states also report the number of cases terminated, whether it was sex-offender related, failed placements, or returns based on failed placements.

For probation, 282 cases were reported as failed placements, whether for violations or other reasons; however, only 198 of those cases resulted in a return. Eight-seven percent of parole cases reported for failed placement were returned.

Transfer Data Comparison: Fiscal Year 2011 to Fiscal Year 2012

Fiscal year 2012 experienced a small decrease in incoming probation and parole cases, as well as outgoing probation and parole cases. Several factors may contribute to the decrease in transfers from fiscal year 2011 to fiscal year 2012. One prominent influence on transfer totals is the lack of data with and for the state of Georgia, as it is not a member to the compact.

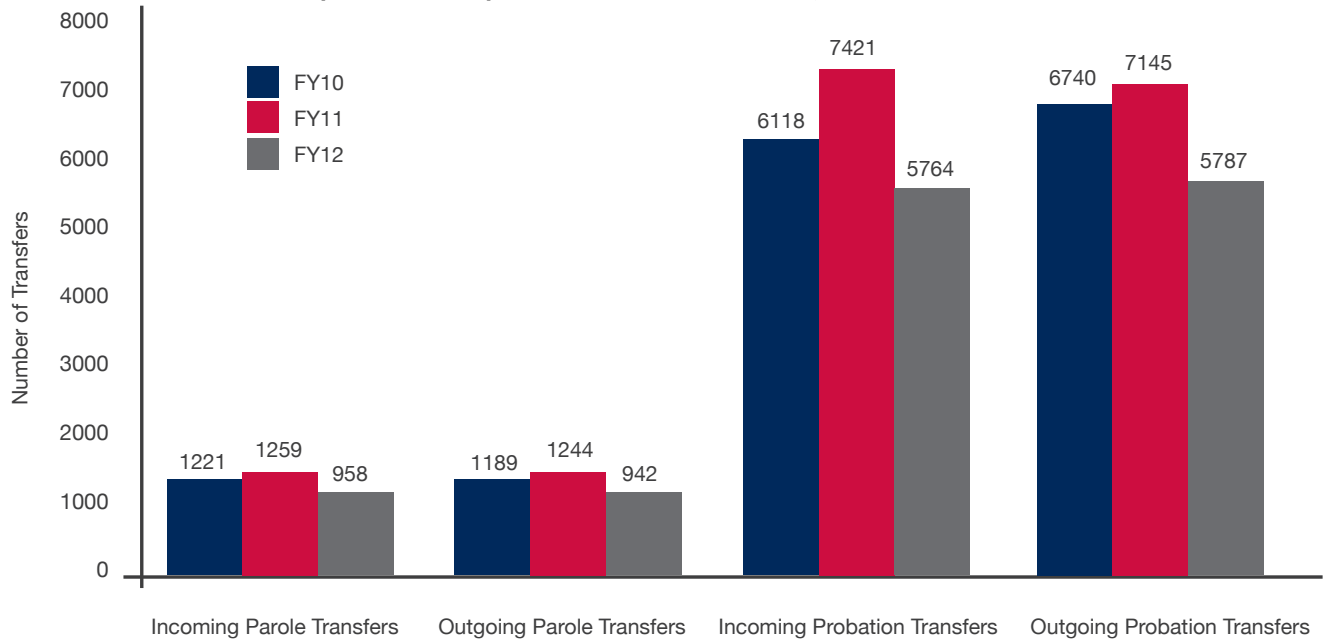
Sex Offender Related Transfers: Parole and Probation

In fiscal year 2011, 14 percent of all parole cases transferred through the compact were sex-offender related. That percentage increased to 15.52 percent in fiscal year 2012.

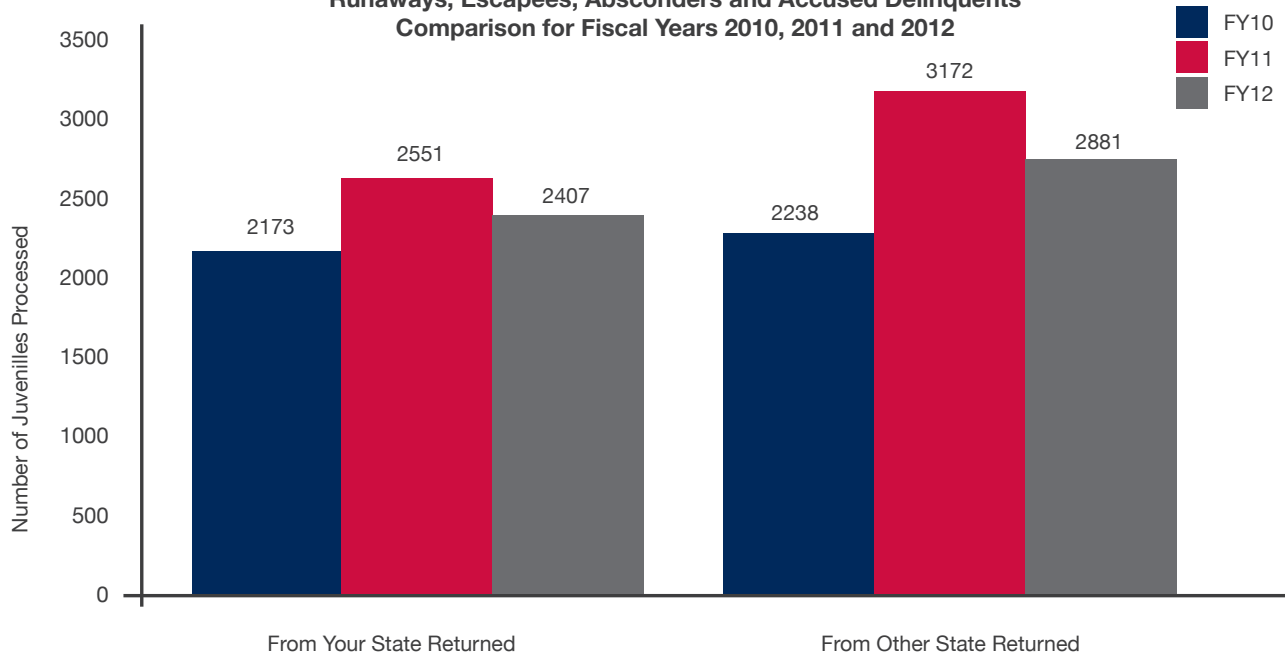
For probation, 9.3 percent of all probation cases were sex-offender related in fiscal year 2011. In fiscal year 2012, the percentage declined to 7.6 percent.

% Change	FY10	FY11	FY12
% of all parole cases that were sex offenders	12.90	13.98	15.52
% of all probation cases that were sex offenders	5.72	9.26	7.62

Supervision Comparison for Fiscal Years 2010, 2011 and 2012



Runaways, Escapees, Absconders and Accused Delinquents Comparison for Fiscal Years 2010, 2011 and 2012



Annual Data Collection Report INTERSTATE MOVEMENT OF JUVENILES

July 1, 2011–June 30, 2012

STATE	From Your State Returned									From Other States Returned									Airport Sup Req Met	O/S Conf In Other State	O/s Conf In Your State
	Run	Esc	Absc	JCDs	Total	Form I Sent	Not Ret	Form II Sent	Not Ret	Run	Esc	Absc	JCDs	Total	Form I	Not Ret	Form II	Not Ret			
Alabama	16	0	6		22	2	0	1	0	10	1	19		30	0	0	2	0	0	0	
Alaska	2	0	0	0	2	2	0	0	0	0	0	3	3	0	0	0	0	0	0	0	
Arizona	26	0	34	0	60	0	0	0	0	34	0	58	0	93	0	0	0	0	12	0	
Arkansas	12	1	7	0	20	1	0	0	0	47	0	12	0	59	0	0	1	0	0	0	
California	70	0	74	4	148	1	0	2	0	50	0	71	5	126	0	0	1	0	3	0	
Colorado	28	0	38	15	81	0	0	3	0	17	0	29	2	48	0	0	2	0	13	0	
Connecticut	4	1	3	0	8	0	0	1	0	1	0	5	0	6	0	0	1	1	0	0	
Delaware	0	0	5	0	5	0	0	2	0	0	0	5	0	5	0	0	3	0	0	0	
District of Columbia	2	0	9	56	67	0	0	38	16	1	0	1	63	67	0	0	24	15	0	0	
Florida	87	0	40	21	148	2	1	4	1	88	3	84	76	251	3	0	1	1	0	0	
Hawaii	2	0	0	0	2	0	0	0	0	5	0	0	0	5	0	0	0	0	0	0	
Idaho	4	3	56	0	63	0	0	2	1	20	0	11	0	31	0	0	0	0	0	0	
Illinois	56	0	41	8	105	2	0	5	1	47	1	10	8	66	1	0	2	0	26	0	
Iowa	9	1	9	2	21	0	0	0	0	14	1	29	2	46	0	0	0	0	0	0	
Indiana	47	0	7	0	54	2	0	0	0	76	0	13	0	89	3	0	0	0	0	0	
Kansas	28	0	55	11	94	0	0	1	0	61	0	26	5	92	1	0	1	1	0	0	
Kentucky	36	2	12	0	52	1	0	1	0	15	0	25	0	40	0	0	1	0	6	0	
Louisiana	28	2	12	0	42	2	0	0	0	35	0	18	1	54	0	0	3	0	0	0	
Maine	1	0	0	0	1	0	0	0	0	1	0	2	2	5	0	1	1	1	0	0	
Maryland	43	38	5	0	86	0	0	5	0	62	57	5	0	124	0	0	38	21	2	0	
Massachusetts	2	41	2	41	45	0	0	2	1	9	0	0	3	12	0	0	0	0	74	0	
Michigan	16	0	1	0	17	0	0	0	0	7	2	3	0	12	0	0	0	0	3	0	
Minnesota	22	0	18	6	46	0	0	0	0	13	1	25	0	39	1	0	0	0	5	0	
Mississippi	9	0	1	0	10	0	0	2	0	25	1	0	0	26	0	0	1	0	0	0	
Missouri	37	0	18	2	59	0	0	0	0	29	3	97	3	134	0	0	0	0	2	0	
Montana	11	0	18	6	35	1	0	1	0	14	0	14	3	31	0	0	0	0	1	0	
Nebraska	23	0	45	1	69	0	0	0	0	12	0	18	1	31	0	0	0	0	4	0	
Nevada	9	0	33	10	52	0	0	2	1	20	0	71	7	98	0	0	2	1	4	0	
New York	25	0	31	0	56	0	0	3	2	23	0	47	0	70	0	0	3	2	2	0	
New Hampshire	6	0	8	2	16	0	0	0	0	6	6	11	4	27	0	0	0	0	8	0	
New Jersey PA	0	0	0	0	0	0	0	0	0	0	0	4	1	5	0	0	0	0	0	0	
New Jersey PR	7	1	19	0	27	0	0	2	1	8	0	49		56	0		2	11	1	0	
New Mexico	6	0	48	5	59	0	0	1	0	24	1	29	4	58	0	0	1	0	0	0	
North Carolina	19	0	6	8	33	1	0	3	0	36	0	9	9	54	1	0	2	0	23	0	
North Dakota	19	0	2	0	21	0	0	0	0	25	0	7	0	32	0	0	0	0	5	0	
Ohio	15	1	41	9	65	0	0	0	0	49	0	26	25	100	0	0	1	0	0	0	
Oklahoma	20	5	7	2	34	0	0	0	0	24	17	11	2	54	0	0	0	0	0	0	
Oregon	12	0	44	0	56	1	1	0	0	38	0	42	0	80	1	0	2	0	2	0	
Pennsylvania	19	1	71	22	126	1	0	2	0	4	1	50	9	77	4	0	9	0	0	0	
Rhode Island	5	0	0	0	5	2	0	0	0	1	1	3	0	3		1	1	1	2	1	
South Carolina	5	2	18	2	25	1	0	3	0	15	2	10	10	37	1	1	4	0	0	0	
South Dakota	6	0	28	0	34	0	0	0	0	8	0	17	0	25	0	0	1	0	0	0	
Tennessee	24	0	18	0	42	0	0	0	0	28	80	36	0	144	0	0	0	0	2	0	
Texas	78	3	44	15	140	2	1	3	0	81	1	84	11	177	0	0	3	0	46	0	
Utah	34	2	2	12	50	20	0	3	0	61	5	4	20	90	22	0	1	0	4	0	
Vermont	3	0	0	0	3	1	1	0	0	2	0	2	0	4	0	0	0	0	0	0	
Virgin Islands	0	0	0	0	0	0	0	0	0	0	0	1	0	1	0	0	0	0	0	0	
Virginia	15	54	27	0	96	0	0	53	0	12	55	0	0	67	0	0	0	0	1	0	
Washington	30	0	41	1	72	2	0	1	0	20	2	37	2	61	3	0	2	1	2	0	
West Virginia	8	0	7	1	16	0	0	0	0	10	0	12	0	22	0	0	0	0	0	0	
Wisconsin	4	0	22	0	26	0	0	1	0	10	0	19	0	29	0	0	0	0	1	0	
Wyoming	11	4	2	2	19	1	0	0	0	8	3	4	2	17	2	0	0	0	2	0	
Total	972	162	1026	264	2435	48	4	147	24	1157	244	1136	283	2913	43	3	116	56	254	2	1

Annual Data Collection Report

INTERSTATE MOVEMENT OF JUVENILES

July 1, 2011–June 30, 2012 — Continued

STATE	Parole Supervision										Probation Supervision										Inst Pub Fac		
	Inc	Sex Off	Inc Term	Out	Sex Off	Out Term	Fail Viol	Ret	Fail Other	Ret	Ret	Sex Off	Inc Term	Out	Sex Off	Out Term	Fail Vio	Ret	Fail Other	Ret	In Other State	In Your State	
Alabama	21	4		7	1						110	9		45	2							0	
Alaska	2	2	3								17	4	9	6	0	7	0	0	0	0	0	0	0
Arizona	39	9	32	30	4	19	9	9	0	0	232	33	199	154	4	147	33	25	0	0	0	0	
Arkansas	16			20							76			73								0	0
California	46	2	57	3	1	11					323	18	380	474	34	600						0	0
Colorado	16	2	11	41	6	33					125	11	95	225	18	195						0	0
Connecticut	11	1	4	11	0	4	1	1	0	0	40	4	14	23	0	7	0	0	0	0	0		
Delaware	3			12							76		73	77		100							0
District of Columbia	3	0	2	23	2	6					69	3		17	0							0	0
Florida	84	8	70	67	12	82	2	0	1	0	330	21	358	428	15	484	5	3	11	4			
Hawaii	2	0	2	2	0	1	1	1	0	0	20	1	12	15	3	5	1	1	5	5	0	0	
Idaho	10	3	9	25	9	15	1	1	0		54	8	68	221	21	201	8	8	0				
Illinois	75	11	22	51	6	28	23	23	5	5	180	10	82	382	10	142	1	1	6	6			
Iowa	23	3		0	0		0	0	0	0	97	4		32	3								
Indiana	11	2	27	12	5	12	0	0	0	0	61	12	120	51	5	197							
Kansas	25	6	15	27	4	10		0			70	3	43	124	7	56	1	1	0			0	0
Kentucky	20	4	21	32	12	28	0	0	0	0	77	4	80	28	2	35	3	3	0	0	0	0	0
Louisiana	38	5	20	35	5	21					165	15	60	223	6	90						0	1
Maine	4	1	2	5		5	0	0	2	2	17	1	10	13	1	15	3	2	4	4	0	0	
Maryland	19	5	40	20	7	3					257	8	257	240	5	240						0	0
Massachusetts	3	0	0	25	1	23	41	1		41	48	5		42	3							0	0
Michigan	32	9	20	3	0	1	0	0	0	0	182	15	120	36	7	22	3	1	0	0	0	0	0
Minnesota	5	0	5	0	0	0	0	0	0	0	121	9	68	81	5	33	13	10				0	0
Mississippi	14	3	22	6	0	4	0	0	0	0	94	2	109	45	0	58	1	1	0	0	0	0	0
Missouri	33	2	39	45	7	39					157	10	155	34	2	26							
Montana	9	2	9	3	0	6	4	3	0	0	45	1	38	26	1	27	18	12	0	0	0	0	0
Nebraska	7	1	3	53	2	34					54	2	16	74	2	23	2	2	0	0	0	0	0
Nevada	15	3	10	31	5	41	11	11	0		167	6	165	143	13	159	7	6	1	1	0	0	0
New York	32	2	18	45	5	21	3	3	7	4	283	22		100	13							3	2
New Hampshire	8	2	4	2	0	0	4	4	0	0	63	6	8	49	2	2	0	0	0			0	0
New Jersey	4	0	2	57	3	12	4	3	6	6	139	7	38	221	26	53	8	7					
New Mexico	7	2	12	22	3	9	1	1	0	0	83	10	49	87	6	59	12	10	2	0	0	0	0
North Carolina	51	3	59	4	0	7	2	2	0		248	13	243	151	10	142	2	2	0			0	0
North Dakota	8	0		4	0		2	1			50	4		87	1							0	0
Ohio	15	5	18	8	1	9	1	1	0	0	58	17	47	134	19	47	0	0	1	1	0	0	0
Oklahoma	23	5	11	7	0	3	2	0	0	0	135	15	47	59	8	35	3	0	0	0	0	0	0
Oregon	16	9	17	12	3	26	5	4	0	0	177	14	124	94	7	78	8	7	1	1	0	0	0
Pennsylvania	43	4	25								249	11	198	378	11	648						0	0
Rhode Island											15	1	30	21	2	16	2	2	2	2	2	0	0
South Carolina	14	0	17	14	3	27	4	2	0	0	112	8	123	87	6	132	36	12	38	38	0	0	0
South Dakota	1		1	28		35					49		31	35		37							
Tennessee	19	0	31	52	5	52	2	2	1	1	146	7	177	135	6	151	0	0	0	0	0	0	0
Texas	74	11	94	36	6	57	7	3	2	0	615	44	695	693	71	754	24	12	21	13	0	0	0
Utah	8	2	3	0	0	0	0	0	0		88	8	42	38	7	17	0	0	0	0	0	0	0
Vermont	1	0	1	0	0	0	0	0	0	0	5	1	1	6	3	2	0	0	0	0	0	0	0
Virgin Islands	1	1	0	0	0	0	0	0	0	0	3	0	3	0	0	0	1	0	0	0	0	0	0
Virginia	21	11	37	32	18	58					166	120	231	257	11	387							
Washington	19	1	7	33	18	18	2	2	0	0	180	11	64	208	13	128	1	1	0	0	0	0	0
West Virginia	2	1	12				1	1			59	1	31	35	2	32	0		0				
Wisconsin	16	0	22	9	1	10	0	0	0	0	103	1	108	125	13	116	0	0	5	5	0	0	0
Wyoming	12	3									17	2		24	3								1
TOTAL	981	150	836	954	155	770	133	79	24	59	6307	542	4821	6356	409	5705	196	129	97	80	3	4	



836 Euclid Avenue, Suite 322
Lexington, KY 40502
859-721-1062
www.juvenilecompact.org